

birkdale


Roller Garage Doors



15 Years
Colourfast Warranty



7 Years
Motor Warranty



5 Years
Door Monitor System Warranty










 SECURITY
TESTED

Choose MAXI ROLLER

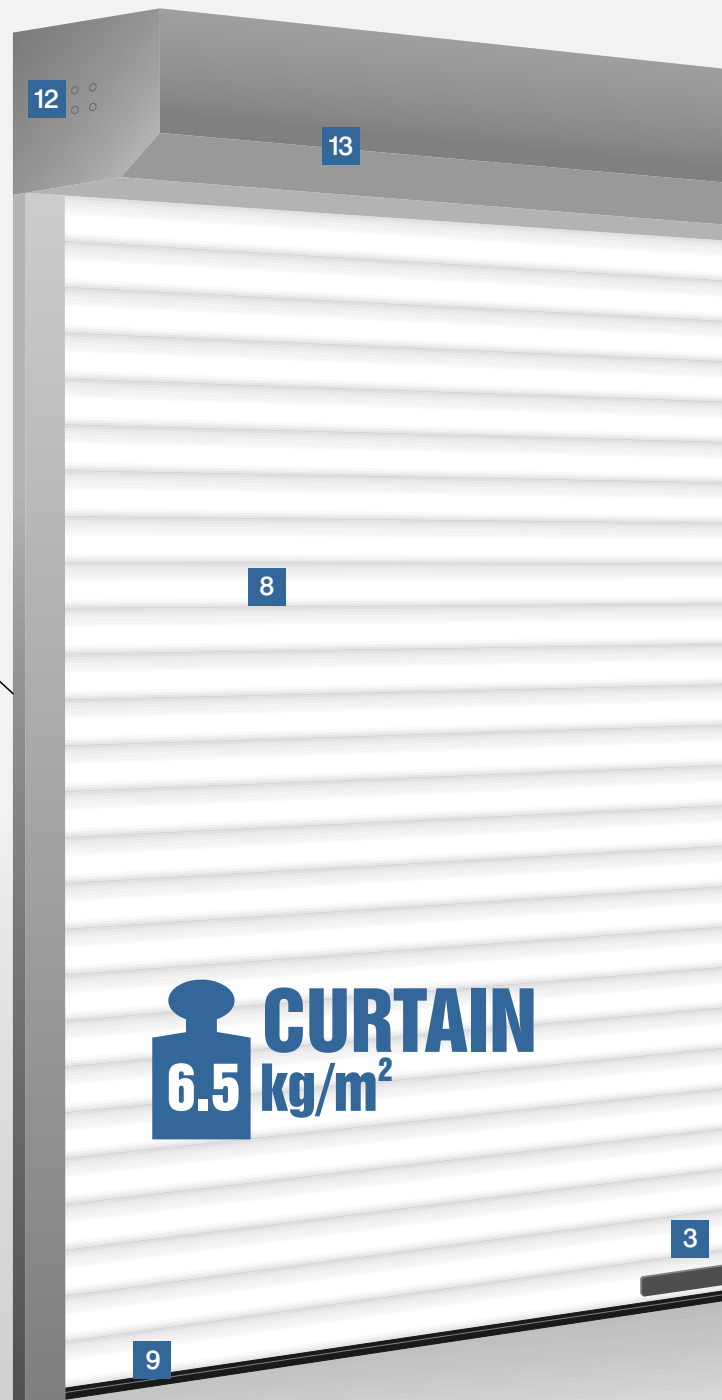
Welcome to Birkdale

For over 25 years we have been UK based manufacturers with nationwide surveying and installation teams. Over this period we have been making changes to our products in order to remain at the forefront of British industry. We believe we are manufacturing some of the top products in the UK due to our innovative designs. 100% customer satisfaction is our aim and we subscribe to the view that keeping a customer demands as much skill as winning one. Your valued enquiry is extremely welcome.

Why a roller door?


-  Space Saving
-  Made to Measure
-  Aesthetically Pleasing
-  Secure
-  Insulated
-  Reduction in Sound
-  Verticle opening for shorter driveways

1
4
17
Front



4
Laminated colour options
see page 7 for further details

 **15 Years**
Colourfast Warranty




Birkdale

DOOR


Key to features


for further details see next pages




- 1



Laminated Finish

2



Tube Motor
- 3



Door Monitor System

4



Colour Options
- 5


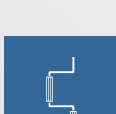
Three Function Spring System

6



Remotely Operated
- 7



Autolocks

8



Insulated Curtain
- 9



Internal Manual Override

10



Reinforced Perimeter
- 11



Touch Screen Control Box

12



Reinforced Endplates
- 13



Full Box

14



Through Wall Drive
- 15



Hood Lock

16



Four Channel Handset
- 17


Keypad

18



Key-less Barrel Lock
- 19


Alarm

20


Battery Backup

4 Our standard paint finishes include: White, Brown, Jet Black, Steel Blue, Anthracite Grey, Carmine Red, Light Ivory and Fir Green

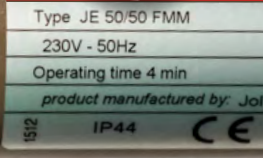




15 Years Colourfast Warranty



7 Years Motor Warranty



Laminate Finish

1

Around 100 laminated colours to choose from, longer lasting than a standard paint finish and comes with a **15 year warranty**.



High Speed Tube Motor

2

A high speed motor provides smoother and faster operation. Supplied with an internal manual release and a **7 year warranty**. These are supplied exclusively to Birkdale by Jolly Motors.



5 Years Door Monitoring System Warranty



Door Monitor System

3

Unlike a standard safety edge this motion detection device offers full protection, beneath and against the door. Backed by a **5 year warranty** as standard.



Colour Options

4

With nine standard paint colours and 100 superior laminated finishes to choose from we have the biggest range to suit your needs. Colour matching the box and guides is also available.



3 Function Spring System

5


This reduces the work load on the motor, gives a smoother door operation, and provides a built in anti drop device.



Remotely Operated

6

As standard, our roller doors are supplied with two remotes for easy, wireless operation.



SCAN TO WATCH VIDEO
 SCAN ME WITH YOUR MOBILE
 SCAN ME WITH YOUR MOBILE
 SCAN ME WITH YOUR MOBILE



Autolocks

7

The built in Autolocks are designed to hold the door down tight with a spring clamp device. Each one is tested to withstand 30kg of upward pressure and last a cycle of 10,000 operations.



Insulated Curtain

8

Our Roller Door is thermally insulated to help with garage warmth. The 20mm thick insulated curtain is ideal for integral garages or garages with bedrooms above.



Internal Manual Override

9

In the event of a power cut, our internal manual override allows the door to be wound up and down via crank handle and eyelet. This can be upgraded to a permanently fixed knuckle system which is ideal for tight spaces. Our spring assisted system (5) makes this easier to use.



Extruded Top and Bottom rail

10

The aluminium extruded top and bottom rails are manufactured with a double wall profile. Add this to the heavy duty guide to give the door a rigid, stronger perimeter.



SCAN TO WATCH VIDEO
 SCAN ME WITH YOUR MOBILE
 SCAN ME WITH YOUR MOBILE
 SCAN ME WITH YOUR MOBILE



Touch Screen Control Box

11

Look at our stylish sleek designed control box and door monitor system. Features include a touch screen with LED light, battery status monitor, safety edge status and other indicators. Additional optional extras of alarm, touch screen keypad, smart phone operation and a wireless door entry system for your house door are available.



Reinforced Endplates

12

The end plates are made from die-cast aluminium which can be upgraded to be fitted with steel reinforcement brackets as an optional extra. These provide added security, a more secure fixing and reduce installation time.



Full Box

An aluminium box made up from a 90° and a 45° profile to create a fascia when headroom is limited and a neat finish inside the garage. A full box is required for external fitting. Full Box Fascia Strengtheners are optional for greater rigidity.


13



Through Wall Drive

For all garages with no other entrance a Through-Wall-Drive is to be fitted as an external manual release, in the event of power failure. Secured with anti theft screws. An internal gearbox ensures easy operation.

14



Hood Lock

A lockable cover for externally fitted roller doors to secure the manual release device.

15



Four Channel Handset

Two and four channel handsets can be supplied to operate up to four doors using one handset (two channel handset is supplied as standard).

16



Keypad

Add the Keypad for access to your garage without the need to carry hand transmitters.

17



Key-less Barrel Lock

Add the feature of key-less entry to your house or garage personnel door compatible with your remote or keypad.

18



Alarm

For added security an Alarm can be fitted to sound when the door is being tampered with forcefully or manually lifted. The alarm will only work in conjunction with the Door Monitoring System (DMS).

19



Battery Backup

Add the Battery Backup and never worry about power failure again. Just carry on operating your door as normal waiting for power to return.

20



15 Years Warranty On all our laminated colours

Benefits of laminated finish

The same finish can be applied to doors, windows and conservatories throughout. Therefore, our laminated finish really will enhance the appearance of your property.

There are many more advantages over standard paint finished roller doors.

Colourfast and Harder Wearing

The multi-layer finish absorbs UV radiation by more than 95% ensuring the colours and wood grains are protected from fading and adverse weather effects.

The transparent outer layer protects the colour and is designed to withstand European climate variations giving a long-term stable finish backed by a **15 YEAR WARRANTY**. Simply put, the visual appearance will be maintained and last longer than inferior paint finished roller doors.

Superior Thermal Insulation

The external foil coating creates a thermal break. Coupled with solar shield technology the profiles are kept much cooler - even with darker colours. Paint finish doors can be problematic when expansion occurs through heat. Our laminated colours greatly reduce such problems.

				CRYSTAL WHITE	WHITE	CREAM WHITE	QUARTZ GREY			
				ICE CREAM B	AGATE GREY	MOONDANCE	BALMORAL	TROMPET		
	CHOCO BROWN	LIGHT GREY	HAZY GREY FINESSE	HAZY GREY	GREY	ALUMINIUM BRUSH EFFECT	CROWN PLATINUM			
ASPHALT	KENSINGTON GREY	BUCKINGHAM GREY	BASALT GREY	HEAVY METAL	GALE GREY	GALE GREY FINESSE	ANTHRACITE GREY SMOOTH			
ANTHRACITE GREY woodgrain	AZUL	EARL PLATINUM	CEYLON	BECK BROWN	ASH	BLACK BROWN	CHOCOLATE BROWN			
PIDEMONT	TERESINA XC	MAHOGAN Y	SAPELI	BLACK CHERRY	REGENCY	AMBASSADOR B	DARK OAK FLF1			
WALNUT	TABASCO TEAK	MACORE	WINCHESTER XC	CHERRY BLOSSOM	GOLDEN OAK	SHERWOOD G	SHOGUN AF			
OREGON PINE 4	SHOGUN AC	IRISH OAK	MOUNTAIN PINE	NATURAL OAK	LIGHT OAK	RUSTIC CHERRY	STRIPE DOUGLAS			
WINCHESTER XA	SHOGUN AD	SIENA PL	SHERWOOD W	SOFT CHERRY	SIENA PR	SIENA PN	WISCONSIN XD			
RUSTIC OAK	OAK ST-G	ANTEAK	SWAMP OAK ST-F	BROWN	BRONZE PLATINUM	FLEMISH GOLD	PYRITE			
				MOONDANCE	QUARTZ PLATINUM	SIGNAL GREY	SILVER D	SILVER V	SILVER BRUSH EFFECT	
				SHADOW BLACK	STEEL BLUE	BRILLIANT BLUE	GREEN	MOSS GREEN	WINDSOR	
				SLATE GREY FINESSE	SLATE GREY	DARK GREEN	CHARTWELL GREEN	COPPER	DARK RED	7 WINE RED

SCAN WITH YOUR MOBILE TO OPEN THE COLOUR SWATCH

THE QR CODE SCANNER APP AND INTERNET CONNECTION IS REQUIRED






Birkdale Roller Door - MAXI

For openings up to 5.5 metres wide.



MAXI ROLLER DOOR - SUITABLE FOR WIDE OPENINGS



Maxi

This is our most popular roller door. 300mm of headroom is required to house the box and is made from 78x20mm foam filled slats to suit openings up to 5500mm wide. 6.5kg/m².

The Maxi door requires headroom which is not always available. To accommodate this Birkdale have designed the Midi and Mini door.

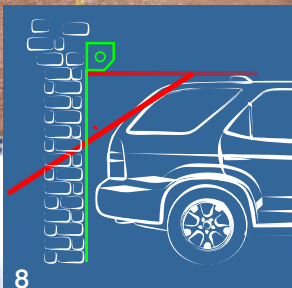
These doors still share many of the features of a Maxi door and allow installation into smaller spaces (see comparisons on page 10).

Midi

Requires 250mm headroom and is made from a foam filled 55x14mm slats to suit openings up to 3500mm wide. 4.6kg/m²

Mini

Our most compact design requires only 205mm headroom and is made from 50x12mm high density foam filled slats to suit openings up to 3000mm. The high density foam weighs 4kg/m² and is 40% stronger than most other "compact" doors on the market.



Space Saving

Ideal for extra storage space and excellent for short driveways.



Birkdale Roller Door - MIDI

For openings up to 3.5 metres wide.

MIDI ROLLER DOOR - COLOUR MATCHING THE FRONT DOOR



Birkdale Roller Door - MINI

For openings up to 3.0 metres wide.

MINI ROLLER DOOR - IDEAL FOR SMALLER OPENINGS WITH LIMITED SPACE



Technical Specification

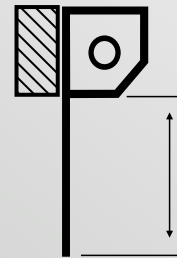
Fitting requirements and roller door features comparison.



Head room

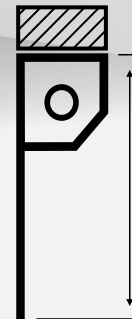
This is the required space needed to accommodate the diameter of the door as it rolls up and down. This can be created by using the Full Box (13) particularly for under lintel or external fitting.

Fixing Examples



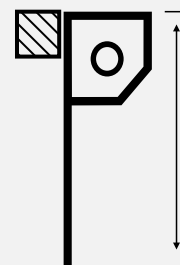
Opening Height
- Above lintel fix.

Sufficient headroom the Full Box (13) is not required for headroom purposes.



Overall Height
- Under lintel fix

No headroom
The Full Box (13) creates a fascia to give the headroom required.



Overall Height
- Limited headroom

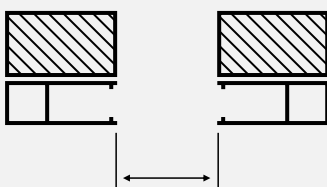
The Full Box (13) creates a part fascia to give the headroom required.



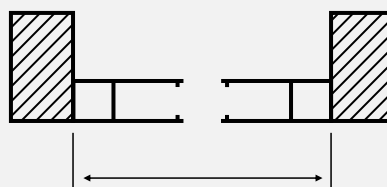
Side room

The side room applies to the space which is needed to fit the door guides on both sides of the garage aperture. The size of the tracks will vary depend on the selected roller door model and their width size. The size of the tracks will vary depending on the selected roller door model and their width sizes. The guides can be face fixed or fixed in between (see diagram).

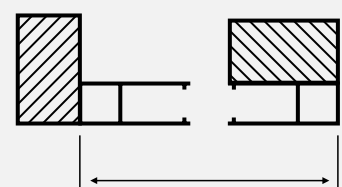
Opening Width
- Face fix



Overall Width
- In between fix



Overall Width
- Face and in between fix



	MAXI	MIDI	MINI
Max Width	5500 mm	3500mm	3000mm
Max Height	3500 mm	2600mm	2400mm
Min Headroom required	300 mm (up to 2800mm guide height)	250mm	205mm
Max Headroom required	350 mm	250mm	205mm
Min Sideroom	70 mm (up to 3000mm opening width)	75mm	65mm
Max Sideroom	100 mm (150mm > 5.200mm)	75mm	65mm
Fixing Option	Internal/External	Internal/External	Internal/External
Laminated Finish	Optional	Optional	Optional
Paint Finish	Standard	Standard	Standard
Colourmatching Options	Box/Guides/Fascia	Box/Guides/Fascia	Box/Guides/Fascia
Electric Operation	Standard	Standard	Standard
Remote Operation	Standard	Standard	Standard
Guides Sizes	70mm/100mm/150mm*	75mm	65mm
Curtain Slats Material	Aluminium - Foam Filled	Aluminium - Foam Filled	Aluminium - Foam Filled
Curtain Slats Thickness	20mm	14mm	12mm
Curtain Slats Height	78mm	55mm	50mm
Motor Speed	15/17 RPM	17 RPM	17 RPM
Manual Override Type	Crank Handle	Crank Handle	Crank Handle
Autolocks	Standard	Standard	Standard
3 Function Spring system	Standard	Standard	Standard
Feeding Rollers	Standard	Standard	Standard
Full Box	Optional	Optional	Standard
Half Box	Optional	Optional	N/A
Full Box Fascia Strengtheners	Optional	N/A	N/A
Reinforced Endplates	Optional	N/A	N/A
Hood Lock	Optional	Optional	Optional
Door Monitor System (DMS)	Standard	Standard	Standard
Barrel Remote Lock	Optional	Optional	Optional
Keypad	Optional	Optional	Optional
Alarm	Optional	Optional	Optional
Courtesy Light	Standard	Standard	Standard
Battery Backup	Optional	Optional	Optional
Two Channel Handset	Standard	Standard	Standard
Four Channel Handset	Optional	Optional	Optional
Through Wall Drive	Optional	Optional	Optional
Warranty Paint Finish	2 Years	2 Years	2 Years
Warranty DMS	5 Years	5 Years	5 Years
Warranty Motor	7 Years	7 Years	7 Years
Warranty Laminated Finish	15 Years Against Fading	15 Years Against Fading	15 Years Against Fading

* Up to 3000mm opening width the guide size is 70mm. Up to 5200mm opening width the guide size is 100mm. Up to 5500mm opening width the guide size is 150mm.

birkdale

Garage Doors

Pergolas & Awnings

Industrial Doors

Industrial Shutters

Steel Door Sets

Louvres & Brise Soleil

Roller & Sliding Grilles

Window Blinds

Patio Enclosures

You decide

15 Year warranty on door curtain ✓

7 Year warranty on motor ✓

5 Year warranty on Safety System ✓

Over 100 colours ✓

Security tested ✓

Reinforced perimeter ✓

Space saving ✓

Insulated ✓

Aesthetically pleasing ✓

Hand made in UK ✓




Nationwide surveying & installation ✓



"Cover" more buisness with our All-Weather Pergola

All weather, anywhere, all the time.



-  Remote operation
-  Motorised system
-  Many options
Inc. wind screens,
wireless speakers,
led lights, heaters.



SCAN TO
DOWNLOAD
BROCHURE


SCAN ME WITH YOUR MOBILE




SCAN ME WITH YOUR MOBILE

FREE SITE SURVEY AND QUOTE

Birkdale Manufacturing Group Ltd
Unit 5, Eastgate Park
Arkwright Way
Queensway Industrial Estate
Scunthorpe
North Lincolnshire
DN16 1AE

 01724 282 171

 01724 282 170

 sales@birkdale.co.uk

 www.birkdale.co.uk

 53.567923, -0.617272



Colours are a representation only. Please ask to see our actual samples. Our doors are virtually maintenance free. However, to maintain the CE certification an annual low cost service is needed. WE RESERVE THE RIGHT TO MAKE CHANGES TO OUR PRODUCTS WITHOUT NOTIFICATION.